

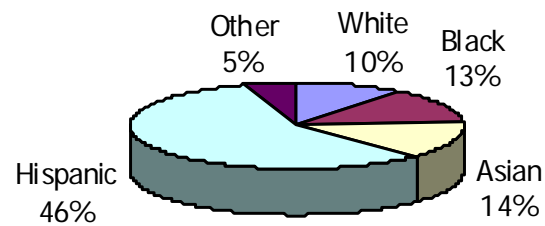
BDAG's Accomplishments

July 2008 to June 2009

Number of Clients Served

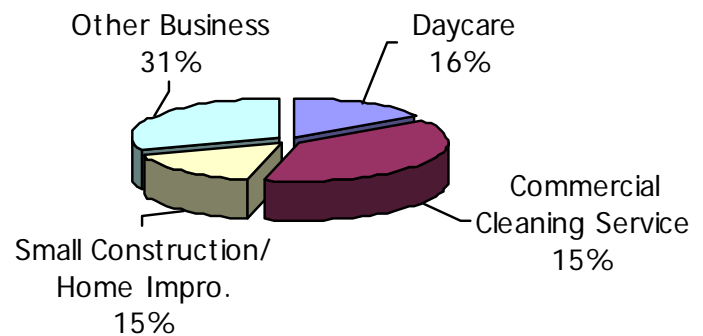
	July to Sept.	Oct. to Dec.	Jan. to Mar.	Apr. to June	Total
Walk -in	49	35	76	41	201
By Appointment	30	20	58	42	150
Workshop/Event-Sing-In	50	18	98	16	182
Self-Assessment	21	09	35	21	86
Total	150	82	267	120	619

Clients Demographics



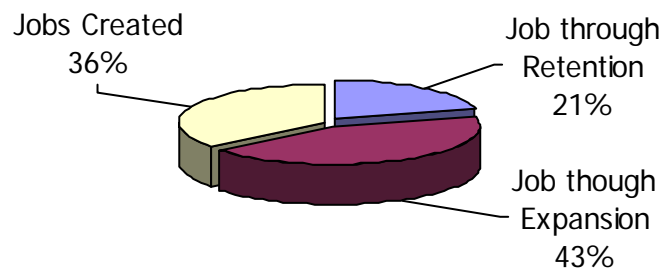
Businesses Assisted

Total: 35 businesses



Job Creation

Total: 39 jobs



Types of New Businesses

Total: 13 new businesses

